



ELANTRA SPORT





EXTERIOR

HID Headlamps

HID (High Intensity Discharge) Headlamps with its signature red line design light up the road with a more intense light than conventional headlamps.



LED Daytime Running Lights (DRL)

LED Daytime Running Lights (DRL) remain illuminated during the day while the vehicle is in operation to increase the conspicuity of the vehicle to the outside.



LED Rear Combination Lamp

The Rear Combination Lamp features bright, powerful LEDs for optimum visibility at night. During the day, their dynamic and sporty design makes them a distinctive feature.



Front Grille

The radiator grille is Hyundai's signature front which projects a sense of boldness and sturdiness.



INTERIOR

Driver's Power Seat

The seat adjusts in 8 different ways to fit different body shapes and postures. 2-step lumbar support provides more support for the driver's lower back.



Leather Seats

Complementing the interior are the leather seats, ergonomically patented for your comfort.



Supervision Cluster

The supervision cluster comprehensively displays various vehicle information to provide the driver with a vehicle control that is user-centric, convenient and intuitive.



Dual Full Auto Air Conditioning

By setting the desired temperatures, driver and passenger enjoy individually customised comfort.



COMFORT & CONVENIENCE



Smart Trunk System

The hands-free Smart Trunk is a feature that makes loading and unloading a breeze. The Smart Trunk opens automatically when it senses the Proximity Key within three feet of the vehicle's behind for more than three seconds.



Auto Cruise Control (ACC)

The driver can drive without pressing the accelerator pedal using the Auto Cruise Control that maintains the vehicle speed the driver has set automatically.

Engine Start/Stop Button

With the Smart Key in your pocket, handbag or briefcase, all it takes to start the engine is a press of the Engine Start/Stop Button.



Rear-View Camera

Back up without worry with the assistance of the Rear-View Camera's capture, viewable through the 7" LCD screen.



7" TFT Touchscreen LCD with Android Auto and Apple Car Play

The 7" TFT Touchscreen LCD with Android Auto and Apple Car Play offers convenience while the Bluetooth allows the drivers to listen to music and make calls while driving.



PERFORMANCE & SAFETY

Gamma 1.6 T-GDi engine

The Gamma 1.6 T-GDi engine produces a maximum output of 203.6 ps at 6,000 rpm and a maximum torque of 264.78 Nm at 1,500–4,500 rpm.



Drive Mode Control System

A choice of 3 driving modes

- Normal, Sports and Eco
- Controlled by a single button on the centre console for whatever driving mood you are in.



7-Speed Double Clutch Transmission (DCT)

Elantra Sport provides high-performance and reduced fuel consumption with its turbocharged engine combined with the 7-Speed Double Clutch Transmission.



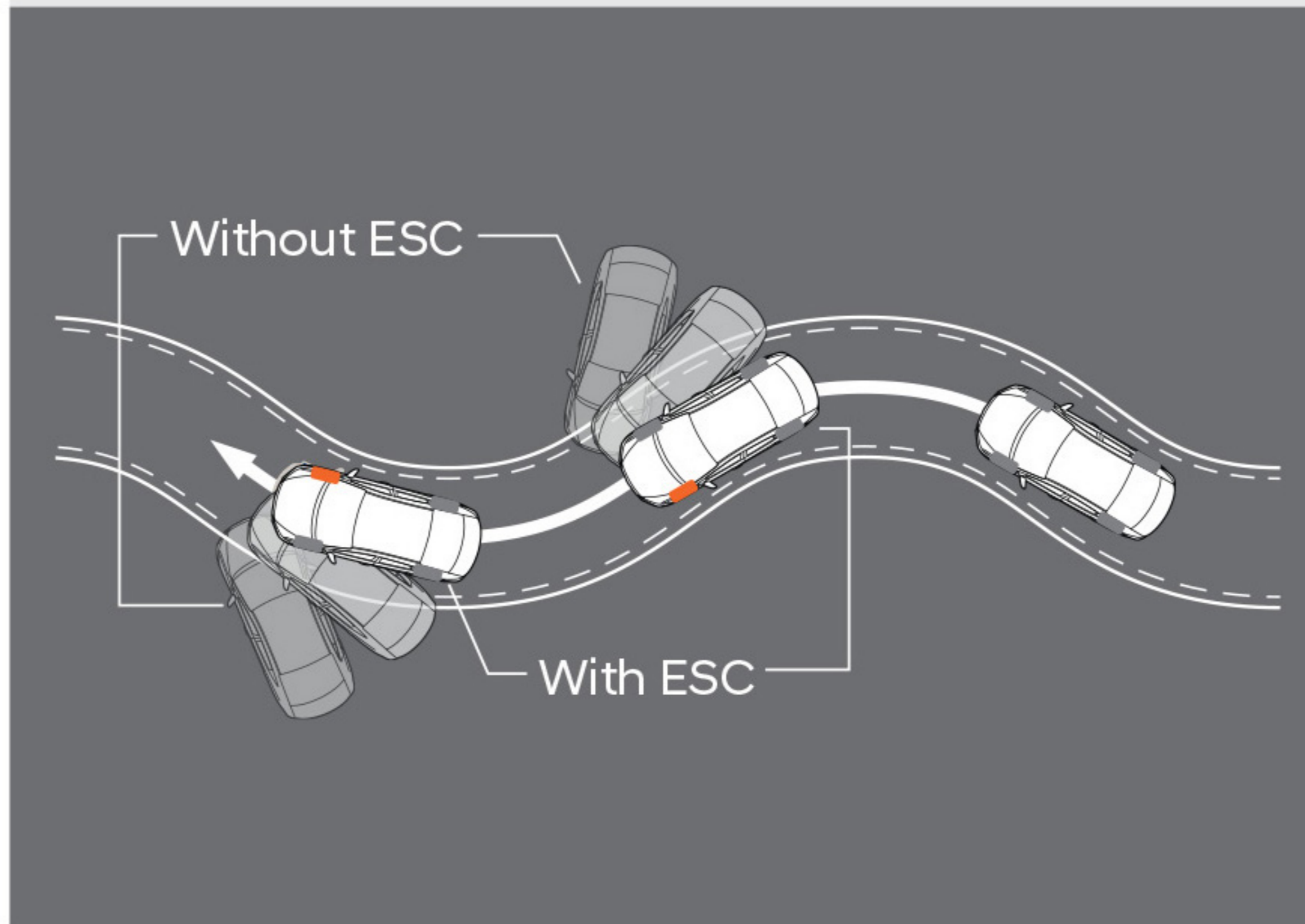
6-Airbag System

Elantra Sport is equipped with a 6-Airbag System that includes a driver airbag and passenger airbag, two front side airbags, plus two curtain airbags.



Electronic Stability Control (ESC)

Electronic Stability Control detects and reduces loss of traction during sudden braking and turning movements. It helps maintain stability and control by using automatic braking for individual wheels and reducing engine power.



Front and Rear Parking Assist System (PAS)

Sounds an audible alert if you get too close to any obstacles and helps you park safely.



Hill-Start Assist Control (HAC)

Hill-Start Assist Control temporarily maintains brake force on the wheels to prevent you from rolling backwards or forwards and gives you time to accelerate away safely when going uphill or downhill.



Blind Spot Detection (BSD)

BSD activates a warning lamp on your side mirrors when it senses a car approaching from the rear and entering your blind spot. It also sounds an alert when you have the turn signal on.



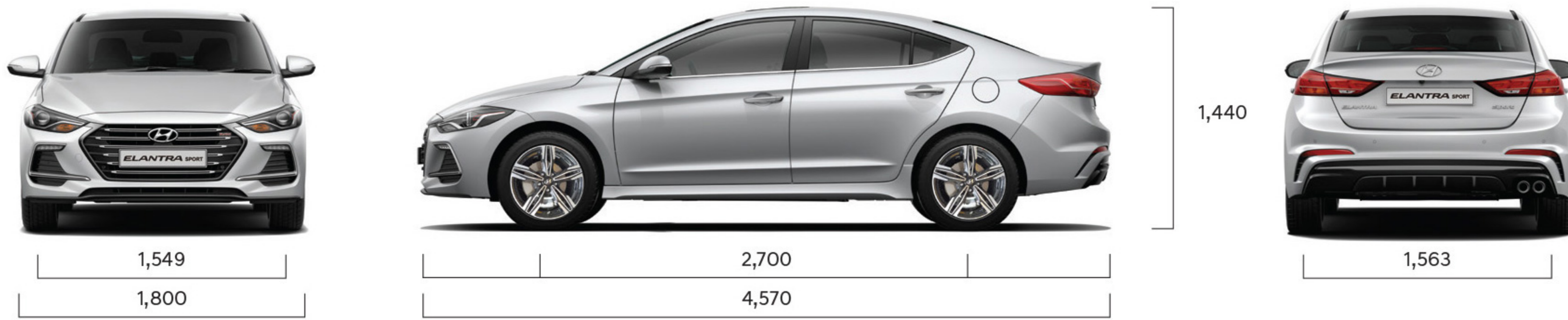
Advanced High-Strength Steel

For sophistication and safety, the Hyundai Elantra is not complete without the Advanced High-Strength Steel frame built as a foundation for its stunningly sturdy repertoire.



DIMENSIONS


unit : mm



SPECIFICATIONS

Elantra	SPORT
Drive Train	
Engine	Gamma 1.6T-GDi
Displacement (cc)	1,591
Bore x Stroke (mm)	77.0 x 85.44
Compression Ratio	9.5
Max Power (PS/rpm)	203.6 / 6,000
Max Torque (Nm/rpm)	264.78 / 1,500-4,500
Transmission	7-Speed Dual Clutch Transmission
Drive System	2-Wheel Drive
Suspension	
Front	McPherson Strut
Rear	Multi-link Type
Brakes	
Front Brake Type	16" Ventilated Disc
Rear Brake Type	14" Solid Disc
Wheels & Tyres	
Wheels	Alloy 17"
Tyres	225/45 R17
Safety & Security	
Airbag	6 Airbags (driver & passenger, front sides, curtains)
Anti-Lock Brake System (ABS)	Standard
Electronic Stability Control (ESC)	Standard
Hill-Start Assist Control (HAC)	Standard
Brake Assist System (BAS)	Standard
Vehicle Stability Management (VSM)	Standard
Steering	
Steering Type	MDPS (Motor Driven Power Steering)
Tilt & Telescopic	Manual Tilt & Telescopic
Leather Wrapped	Standard
Exterior	
Radiator Grille	Metallic Silver and Black
Door Handle	Chrome
Headlamps	HID
Fog Lamp	Rear only
DRL	Standard
High-mounted Stop Lamp	LED
Outside Mirror Electric Control & Folding	Standard
Outside Mirror Side Repeater	Standard
Interior	
Seats	Leather
Power Seat	8-Way Mechanical Type plus Lumbar Support
Rear Seat Folding System	6:4 Type
Supervision Cluster	Standard
Parking Brake	Hand Type
Inside Rear View Mirror	Electronic Chromic Mirror (ECM)
Rear Console Air Vent	Standard
Power Window	4 Windows + Auto Up Down (Driver)
Audio	
Audio System	7" TFT Touchscreen LCD with Android Auto and Apple Car Play
Steering Wheel Audio Control	Standard
Connectivity	Aux + USB + Bluetooth
Comfort & Convenience	
Smart Key with Start/Stop Button	Standard
Auto Cruise Control	Standard
Air Conditioning System	Dual Full Auto Air Conditioning
Auto Light Control	Standard
Head Lamp Levelling	Manual
Front & Rear Parking Assist System	Standard
Rear-View Camera	Standard
Paddle Shifter	Standard
Rain Sensor	Standard
Blind Spot Detection with Rear Cross Traffic Alert	Standard
Drive Mode	Standard
Smart Trunk	Standard
Tyres Pressure Monitoring System (TPMS)	Standard

EXTERIOR COLOURS




Polar White



Phantom Black



Iron Grey



Platinum Silver



Marina Blue



Blazing Yellow



Fiery Red

*Specifications stated here are subject to change without prior notice and may differ from those shown in the brochure. Some of the equipment illustrated or described in this brochure may not be supplied as standard and may be available at an extra cost. Please consult the sales personnel for full information and availability on colours and trimmings.



Pieced together with luxury and eco-friendliness in mind, every one of Hyundai's vehicle is equipped with parts that comply with today's standard of green technology.



Safe Drive 24/7 Roadside Assist
The FREE 24/7 Roadside Assist* provides help such as on-site repair or towing services to Hyundai owners in case of accidents, vehicle breakdowns, parts malfunctions or flat tyres.
*Terms and conditions apply
*Refer to 24/7 Roadside Assist leaflet for details



5 Years or 300,000 km Warranty
An exclusive warranty for all Hyundai users assures your Hyundai up to 300,000 km or 5 years, whichever comes earlier. Drive up to 164 kilometres a day for 5 years knowing that your Hyundai is cared for.
*Terms and conditions apply

Authorised Distributor: Hyundai-Sime Darby Motors Sdn. Bhd. (222391-P)
Customer Careline: 1300-13-2000 | Website: www.hyundai.com.my

