



TUCSON





TUCSON

CONDITIONS THAT EXCITE

Feel the dynamism of the city in every drive with the Tucson. Its drivability and flexibility enable you to navigate through ever-changing road conditions freely and easily.



Radiator Grille

Hyundai's iconic radiator grille projects a bold, vibrant image while conveying a sense of strength and reliability.



Outside Mirror Repeaters & Puddle Lamps*

Outside mirrors are lowered by 10mm for better visibility and side repeater lamps are incorporated for additional illumination. Puddle lamps light up automatically when the vehicle is approached by a Smart Key.



LED Headlamps with Static Bending Lights*

The Tucson's technologically advanced projection headlamps bring a new level of illumination and detail to night-time driving with sharp, highly-defined beams.



Rear Spoiler with High-mounted Stop Lamp

An aerodynamic rear spoiler enhances the Tucson's rugged look and improves its driving experience. The High-mounted Stop Lamp helps in signalling vehicles behind to keep a safe distance.



Rear Combination Lamps

The rear combination lamps features a design that is even more elegant and sophisticated than before, adding the perfect finishing touch to Tucson's stylish rear.



LED Daytime Running Lights (DRL) & Fog Lamps

LED Daytime Running Lights (DRL) remain illuminated during the day while the vehicle is being operated to warn pedestrians and other drivers about the presence of the car. A 3-dimensional front bumper comes with integrated fog lamps that complement the headlamps to improve visibility in bad weather.

*All except Elegance

Pictures are for illustration purpose only. Actual unit may differ.

MOMENTS OF SURPRISE

Embrace the stylish and practical design of the Tucson. Every switch, seat and space was designed with your comfort and convenience in mind.



Supervision Cluster with 4.2" Colour TFT LCD*

Enables the driver to identify diverse driving information with ease. A remote control on the steering wheel facilitates the operation of the trip computer.



Audio Visual Navigation (AVN)*

The Android operating system allows live updates on social networking based navigational systems, which help you avoid traffic.



Child Anchors

Lock child seats in conveniently using an easy mounting feature compliant with ISO standards.



Auto Cruise System*

Easily activated using steering wheel-mounted controls to set the speed of your vehicle.



Electronic Parking Brake (EPB)*

This state-of-the-art, space-saving switch conveniently activates the parking brake.



Auto Light Control*

Automatically turns lights on or off by sensing the change in light intensity surrounding the vehicle.

*All except Elegance

Pictures are for illustration purpose only. Actual unit may differ.

SHAPED TO YOUR COMFORT

Design your own seating arrangements to fit your unique lifestyle and savour the detailing crafted with quality materials and care within the Tucson for your comfort.



Driver's Power Seat*

The seat adjusts in 8 different ways to fit different body shapes and postures. Additionally, a 2-way lumbar support provides more support for the driver's lower back.



Smart Tailgate System***

Makes loading and unloading the vehicle more convenient by opening the tailgate automatically when the driver stands near the back of the car with the smart key for 3 seconds.



Panorama Sunroof**

This functional sunroof lets sunlight stream in during the day and lets you gaze out at the moonlit sky at night.



Seat Variation

Rear seats can be folded in a 6:4 formation to fit a variety of objects. A generous 488-litre cargo space easily accommodates large loads and a 1,094 mm-wide tailgate opening makes loading and unloading easier.



Rear Seat Reclining

The Tucson's rear seats now recline, providing passengers with an extra degree of comfort.

*All except Elegance **Only available for 2.0 Premium ***Only available for 2.0 Diesel and 1.6 T-GDi

Pictures are for illustration purpose only. Actual unit may differ.

POWERED TO PERFORM

Feel the true power of an SUV with Tucson's choice of 2.0 MPi gasoline, 2.0 CRDi diesel and top-of-the-range 1.6 T-GDi gasoline engines partnering either a seamless 6-speed Automatic or 7-speed Dual-Clutch Transmission (DCT) respectively. Enjoy a cleaner and more satisfying drive as the Tucson also meets all international EEV compliance standards.



1.6 T-GDi Gasoline Engine

The Tucson is Hyundai Motor's first SUV to include a turbo engine choice. With a turbo gasoline engine that has a maximum output of 177 PS at 5,500 rpm and maximum torque of 265 Nm at 1,500 ~ 4,500 rpm, the Tucson delivers a more dynamic and powerful driving experience. The 1.6 T-GDi gasoline engine comes with the 7-speed Dual-Clutch Transmission (DCT).



2.0 MPi Gasoline Engine

The Tucson's 2.0 MPi Gasoline Engine, with a maximum output of 155 PS at 6,200 rpm and maximum torque of 192 Nm at 4,000 rpm, delivers a fuel-efficient and dynamically quiet performance. Ideal for an urban SUV.



2.0 CRDi Diesel Engine

The 2.0 CRDi four-cylinder turbo-diesel is the most powerful engine available in the Tucson range. With a maximum output of 178 PS at 4,000 rpm and maximum torque of 400 Nm at 1,750 ~ 2,750 rpm, be prepared for a dynamic ride every drive.



Drive Mode Control System*

A choice of 3 driving modes:
- Normal, Sports and Eco
- Controlled by a single button on the centre console for whatever driving mood you are in.



6-speed Automatic Transmission

A new boot-type lever design makes the 6-speed Automatic Transmission easier to operate than ever before. It also delivers better acceleration and fuel-efficiency while emitting less CO₂. This transmission is available for Elegance, 2.0 Premium and Diesel.



7-speed Dual-Clutch Transmission (DCT)

Actively reduces fuel consumption and CO₂ emissions of the Tucson while improving its acceleration compared to conventional auto-transmissions. The 7-speed DCT is only available for the 1.6 T-GDi variant.



Front Suspension - McPherson Strut

A new geometry setup greatly improves steering wheel feel, manoeuvrability and stability. SLC type springs replace conventional springs in the front wheel suspension to absorb impact better by minimising movement to one side and reducing friction.



Rear Suspension - Multi-Link

Component spring design maximises interior space and impact absorption for convenience and improved ride. Multi-Link suspension improves the responsiveness and quickness of suspension dampening.

*All except Elegance

Pictures are for illustration purpose only. Actual unit may differ.

SOPHISTICATION INSPIRED BY SAFETY

The Tucson utilises smart technologies that react in perfect sync in moments of even the slightest danger before you're even aware of it.



6-airbag System*

A driver's airbag, passenger's airbag, 2-side airbags, and 2 curtain airbags protect passengers in the event of a collision.

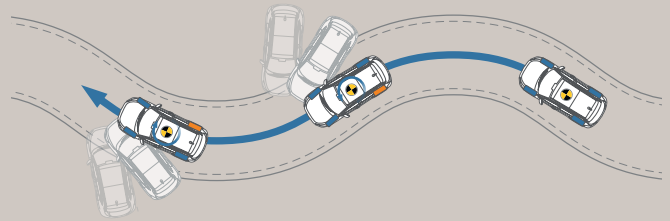
Advanced High-Strength Steels (AHSS)

Tucson offers great safety and sturdiness with AHSS used on 51% of the vehicle body and hot stamping used on the passenger compartment. Straightened body connections and installed load paths ensure further protection.



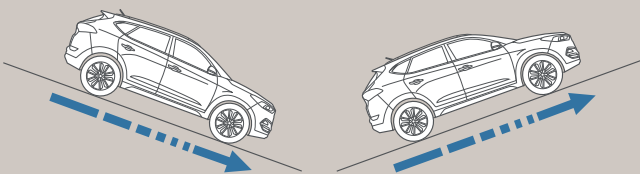
Vehicle Stability Management (VSM)

VSM helps the vehicle maintain directional stability during sudden braking or rapid acceleration on both wet and dry symmetric road surface conditions where traction among the four tyres suddenly become uneven.



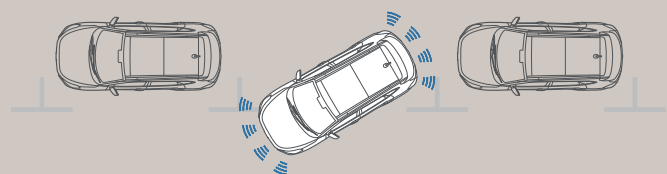
Down-hill Brake Control (DBC) & Hill-start Assist Control (HAC)

The Tucson can tackle any hill with DBC to automatically apply braking force when descending steep roads, and HAC to prevent the car from rolling back when ascending slopes.



Front & Rear Parking Assist System (PAS) with Front and Rear-view Camera*

Front and rear bumper sensors help the driver park safely and prevent collisions by alerting the driver about objects close by when the vehicle is in reverse. Additionally, the rear-view camera enables drivers to see the backs of their vehicles when they reverse or park.



*All except Elegance

Pictures are for illustration purpose only. Actual unit may differ.

EXTERIOR COLOURS



INTERIOR TRIMS




Black Leather Red Leather* White Nappa Leather*
*Optional upgrade with additional charges

RIMS



1.6 T-GDi and 2.0 CRDi 17" Rim (Gunmetal) 2.0 MPI 17" Rim (Silver) 2.0 MPI, 1.6 T-GDi and 2.0 CRDi 19" Rim*
*Optional upgrade with additional charges

DIMENSIONS



SPECIFICATIONS

TUCSON	ELEGANCE	PREMIUM	DIESEL	TURBO
Drive Train				
Engine	Nu 2.0 MPI		R 2.0 CRDi	Gamma 1.6 T-GDi
Displacement (cc)	1,999		1,995	1,591
Bore x Stroke (mm)	81 x 97		84 x 90	77 x 85,44
Compression Ratio	10.3		16	10
Max Power (PS/rpm)	155 / 6,200		178 / 4,000	177 / 5,500
Max Torque (Nm/rpm)	192 / 4,000		400 / 1,750-2,750	265 / 1,500-4,500
Transmission	6-Speed Automatic Transmission			7-Speed Dual Clutch Transmission
Drive System	2-Wheel Drive	Active On-Demand 4WD		2-Wheel Drive
Drive Mode	N/A		Standard	
Suspension				
Front	McPherson Strut			
Rear	Multi Link			
Brakes				
Front Brake Type	Ventilated Disc			
Rear Brake Type	Solid Disc			
Wheels & Tyres				
Wheels	ALLOY 17"			
Tyres	225/60 R17			
Safety & Security				
Airbag	2 (Driver And Front Passenger)		6 (Driver, Front Passenger & Side Curtains)	
Safe Drive Recorder	N/A		Standard	
Anti-Lock Brake System (ABS)	Standard			
Electronic Stability Control (ESC)	Standard			
Hill-Start Assist Control (HAC)	Standard			
Downhill Brake Control (DBC)	Standard			
Brake Assist System (BAS)	Standard			
Vehicle Stability Management (VSM)	Standard			
Steering				
Steering Type	MDPS (Motor Driven Power Steering)			
Tilt & Telescopic	Manual Tilt & Telescopic			
Leather Wrapped	Standard			
Exterior				
Radiator Grille	Metallic Silver Color		Chrome Coated	
Door Handle	Body Colour		Chrome Coated + Pocket Lighting	
Headlamps	Projector Halogen		LED Headlamps with Static Bending Lights	
LED Light Guide	N/A		Standard	
Puddle Lamp	N/A		Standard	
Outside Mirror Side Repeater	N/A		Standard	
Outside Mirror Electric Folding	N/A		Standard	
Outside Mirror Electric Control	N/A		Standard	
Fog Lamp	N/A		Standard	
LED Daytime Running Lights (DRL)	N/A		Standard	
High-mounted Stop Lamp	N/A		LED	
Body Kit	Optional Upgrade			
Interior				
Supervision Cluster	3.5" Mono TFT LCD		Supervision (4.2" TFT LCD)	
Parking Brake	Hand Type		Electronic Parking Brake (EPB)	
Inside Rear View Mirror	Day & Night		Electro-Chromic Mirror (ECM)	
Power Window	4 Windows + Auto Down (Driver)		4 Windows + Auto Up & Down + Safety Window (Driver)	
Rear Console Air Vent	N/A		Standard	
Power Seat	N/A		8 Way Driver + 2 Way Lumbar Support	
Rear Seat Folding	N/A		6:4 Folding and Reclining	
Seats	Leather			
Audio				
Audio System	Radio + CD + MP3 + DVD Touchscreen		Audio Visual Navigation (AVN)	
Connectivity	Aux + USB		Aux + USB + Bluetooth	
Steering Wheel Audio Control	Standard			
Comfort & Convenience				
Smart Tailgate System	N/A		Standard	
Panorama Sunroof	N/A		Standard	
Roof Rack	N/A		Standard	
Air Conditioning System	Manual Air Conditioning		Full Auto Air Conditioning	
Smart Key with Start Stop Button	N/A		Standard	
Keyless Entry	Standard		N/A	
Auto Cruise Control	N/A		Standard	
Auto Light Control	N/A		Standard	
Head Lamp Levelling	Manual		Automatic	
Parking Assist System (PAS)	Rear Only		Front & Rear	
Front-View Camera	N/A		Standard	
Rear-View Camera	Standard			

*Specifications stated here are subject to change without prior notice and may differ from those shown in the brochure. Some of the equipment illustrated or described in this brochure may not be supplied as standard and may be available at an extra cost. Please consult the sales personnel for full information and availability on colours and trims.



Pieced together with luxury and eco-friendliness in mind, every one of Hyundai's vehicle is equipped with parts that comply with today's standard of green technology.



Safe Drive 24/7 Roadside Assist
The FREE 24/7 Roadside Assist* provides help such as on-site repair or towing services to Hyundai owners in case of accidents, vehicle breakdowns, parts malfunctions or flat tyres.
*Terms and conditions apply
*Refer to 24/7 Roadside Assist leaflet for details



5 Years or 300,000 km Warranty
An exclusive warranty for all Hyundai users assures your Hyundai up to 300,000 km or 5 years, whichever comes earlier. Drive up to 164 kilometres a day for 5 years knowing that your Hyundai is cared for.
*Terms and conditions apply

Authorised Distributor Hyundai-Sino Darby Motors Sdn. Bhd. (222391-P)
Customer Careline: 1300-13-2000 | Website: www.hyundai.com.my

