

KONA





Pictures are for illustration purposes only. Actual units may differ. Terms & conditions apply.

Your style, your way.

The new KONA has a confident, modern style that has a way of always fitting in anywhere your journeys may take you. One look and you can tell that the new KONA is ahead of its time.



Newly sculpted front end projects a sporty, muscular look



Advanced tyre pressure monitoring system



LED headlamps*



LED rear combination lamps*

*Only available on 2.0 Active, 1.6 Turbo & N Line variants.

An interior unlike any other.

Life is just so much easier with KONA. It offers plenty of cabin space to keep everyone comfortable and ample amount of storage space. KONA's generous dimensions extend to its new 10.25" instrument panel* and AVN unit.



Head-up Display (HUD)*



60:40 split-folding rear seat



Wireless smartphone charging system**



Ambient lighting cup holders**



Ventilated seats***



Full auto air conditioning system*



Electronic parking brake with auto hold



Heated seats***

*Only available on 2.0 Active, 1.6 Turbo & N Line variants. **Only available on 1.6 Turbo & N Line variants. ***Only available on the N Line variant.



8" Touchscreen with MP3 playback, AUX-in, USB, Bluetooth, wireless Apple CarPlay® and Android® Auto with Voice Recognition
10.25" TFT LCD Supervision Cluster*



Pictures are for illustration purposes only. Actual units may differ. Terms & conditions apply.

KONA N Line.

KONA N Line maximises the sporty factor with an appearance package that really stands out. Both the front and rear ends get the special N Line makeover as do the 18" diamond cut wheels and side cladding. The cabin abounds with N Line exclusive touches to tell the world that this is no ordinary KONA.



N Line specific steering wheel and gear shifter knob



N Line specific LED headlamps



N Line specific front bumper with grille



N Line specific rear bumper with twin tip muffler



N Line specific side emblem



N Line specific side sill moulding



N Line specific red-colour accent AC vents



N Line sport bucket seats

An impressive performance.

From the moment you step on the accelerator to unleash KONA's full potential, you will be smiling at the surge of quiet, clean power. KONA's power plants are third generation which means they benefit from the very latest Smartstream Technologies that improve their efficiency, reliability and, most importantly, your driving enjoyment.

Smartstream Engine

The new Smartstream turbo engines with Continuously Variable Valve Duration (CVVD) technology, the opening and closing of the cylinder valves are timed to best respond to various driving modes, such as eco-driving or dynamic driving.

While all Smartstream engines are fitted with Friction-Optimised Moving System (FOMS), where cutting-edge lightweight materials and coating technologies were used to dramatically reduce engine friction up to 34%, helping to minimise energy loss and to improve fuel economy.

Smartstream G1.6 T-GDi*

198 Maximum power
PS/6,000rpm

265 Maximum torque
Nm/1,600~4,500rpm



Smartstream G2.0 Atkinson**

149 Maximum power
PS/6,200rpm


180 Maximum torque
Nm/4,500rpm



Smartstream Transmission

The Dual-Clutch Transmission (DCT) combines the advantages of manual transmission and automatic transmission. Equipped with an High-Flow Electric Oil Pump (HF-EOP) for gear lubrication and clutch cooling, providing a dynamic yet smooth shifting feel for a superior and comfortable drive.

The next generation Continuously Variable Transmission (CVT) maximised its advantages and addressed the durability and 'shifting feel' issues that plagued the original. It approximates the shifting feel of regular automatic transmissions by creating virtual shifting patterns that respond to the driver's intent.



Smartstream 7DCT-2nd generation
Dual-Clutch Transmissions*



Smartstream IVT 8-Virtual Speed**



Smartstream
TECHNOLOGY

Bring your sense of adventure.

KONA's advanced control systems give you the confidence to drive down less travelled roads or in poor weather conditions. The large jog wheel on the centre console provides access to KONA's advanced electronic control systems: This jog wheel may look simple but it offers powerful features: With a quick turn and a click, KONA keeps you going, exploring and discovering.



Drive Mode

The Drive Mode selector offers a choice of three different settings to suit your personal preferences. Drive Mode automatically modifies the gear shift schedule to transform KONA's personality into frugal, fast or just plain normal.



ECO

ECO Mode

While gas mileage on the new KONA is already impressive, driving in Eco Mode is guaranteed to save you money at the fuel pump.



SPORT

SPORT Mode

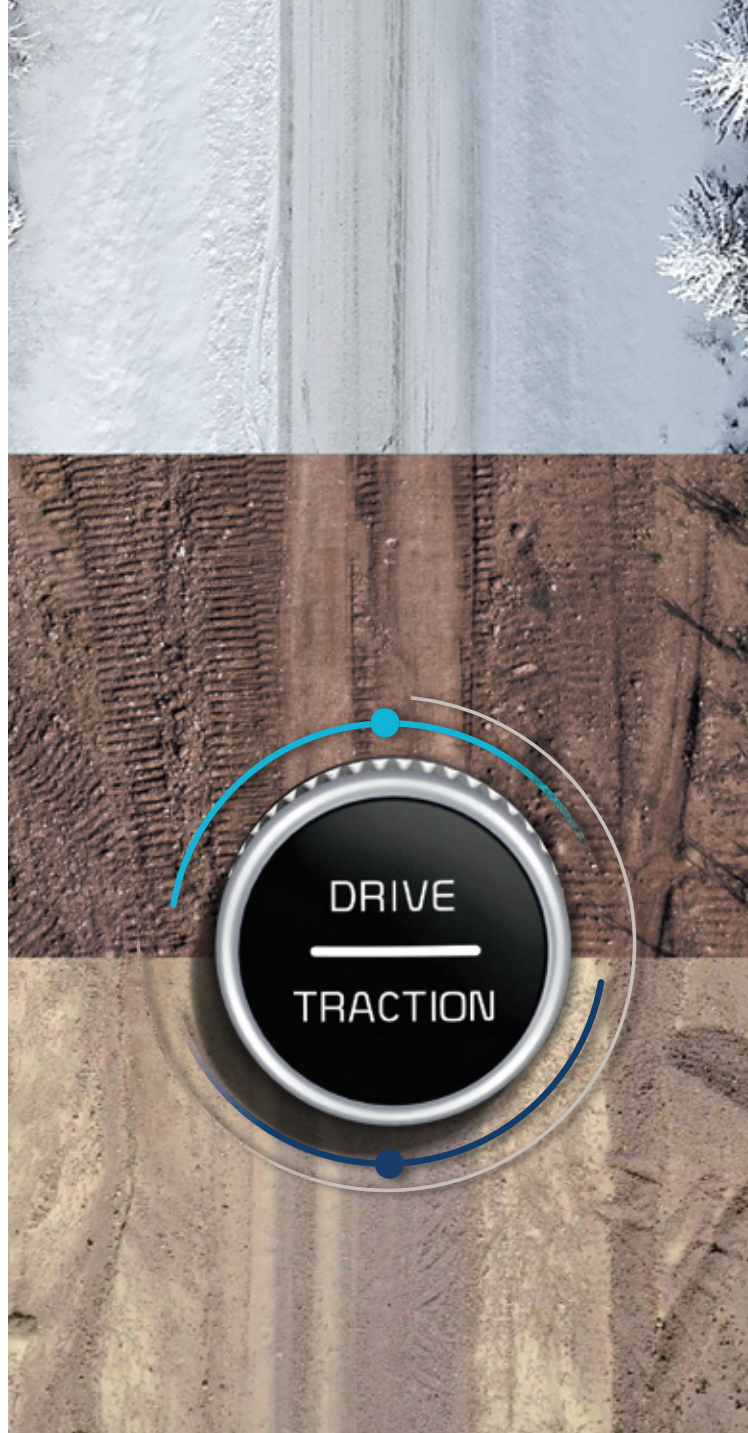
Sport Mode is made for those times when you just feel like letting it go. With Sport Mode dialed in, KONA responds with energetic enthusiasm, the pace quickens and the fun begins.



NORMAL

NORMAL Mode

Normal is a happy place to be as it puts you at the half-way point between Eco and Sport. Offering the best of both, this setting delivers perfectly relaxed, everyday driving performance.



Traction Control Mode

When driving conditions become difficult, TCM steps in to ensure optimal traction. Available on both 2WD and 4WD, TCM automatically selects the right gear and regulates engine torque delivery to each individual wheel so that wheel slip is minimised.



SNOW

SNOW Mode

Rotating the jog wheel controller puts you in Snow Mode and when the Snow Mode icon lights up on the instrument panel then you know you're really ready for some tough winter driving.



MUD

MUD Mode

When you're in Mud Mode, sensors can instantly detect wheel slippage and will automatically redirect torque to the wheel with the most traction so that you can keep moving despite the hazardous driving conditions.



SAND

SAND Mode

Driving on sand poses a unique set of challenges but KONA's smart controller keeps you moving safely ahead. Special algorithms developed for sand driving secure the right gear and ensure each wheel gets the right amount of torque at the right moment to guarantee optimal tyre traction.

Hyundai SmartSense™

Hyundai's cutting-edge driver assistance system, built to provide you with more safety and peace of mind. From braking to avoid collisions, to detecting vehicles in your blind spot, SmartSense™ systems constantly monitor your environment to protect you from potential hazards while driving.



Smart Cruise Control (SCC) with Stop and Go**

While traveling a speed set by you, it uses radars to maintain a safe distance from the vehicle ahead. After the system slows the vehicle to a stop, it will reactivate if the vehicle in front moves within 3 seconds.



Forward Collision-Avoidance Assist (FCA)*

If there's danger of a collision with a car, a pedestrian or even a cyclist**, FCA's front camera gives you an early warning and, if necessary, FCA automatically applies the brakes to prevent the collision.



Blind-Spot Collision-Avoidance Assist (BCA)*

BCA uses radar to monitor both of your blind spots. If a vehicle is detected in the blind spot while the turn signal is flashing, BCA will automatically apply left or right side front braking before your attempted lane change thus helping you avert an unsafe lane change and a potential collision.



Safe Exit Warning (SEW)*

This pioneering innovation may sound an alert when a vehicle approaches from behind, letting passengers know it may not be safe to open the door to exit the vehicle.



High Beam Assist (HBA)*

Scans the road ahead for oncoming headlights, then automatically adjusts your headlamp range, switching between high and low beam as necessary.



Lane Keeping Assist (LKA)*

Your vehicle warns you through audio and visual cues if your vehicle drifts out of its driving lane without signalling. If necessary, it will gently apply corrective steering assistance to keep you inside the lane.

Driver Attention Alert (DAW)* with Leading Vehicle Departure (LVDA)*

DAW monitors your driving patterns to detect driving. If detected, it alerts you with sound cue coupled with a warning message on the instrument cluster. During a stop, LVDA will alert you if the leading vehicle departs.

Lane Following Assist (LFA)*

Using the front-view camera to detect lane markers on the road, this feature assists the driver's steering to help keep the vehicle centred inside the lane.

Well protected.

The all-new KONA benefits from superior rigidity through the use of advanced high strength steel and high impact energy absorption that protects passengers in the event of a collision. The structure of the cabin is designed to disperse energy in the event of a collision, therefore reducing impact to occupants.



Peace of mind ownership.


All of our vehicles come with a 5-year or 300,000km warranty (whichever comes first). The warranty on your Hyundai is designed to help you get the most out of your owning experience.

Interior and exterior colours

2.0



Black (Fabric)



Chalk White Galactic Gray Ignite Flame Surfy Blue

2.0 Active



Black (Leather)



Surfy Blue Ignite Flame Misty Jungle



Light Beige (Leather)



Dive in Jeju Dark Knight

1.6 Turbo



Black (Leather)



Surfy Blue Ignite Flame Misty Jungle



Light Beige (Leather)



Dive in Jeju Pulse Red

1.6 Turbo N Line



Black Leather with Suede



Surfy Blue Ignite Flame Dive in Jeju Pulse Red Misty Jungle



Front Wheel Tread - 1,559

Overall Width - 1,800



Wheel Base - 2,600

Overall Length - 4,205 (4,215 : N Line)

Overall Height

1,565 (1,575 : N Line)



Rear Wheel Tread - 1,568

Unit: mm

Specifications

Type	2.0	2.0 Active	1.6 Turbo	1.6 Turbo N Line
Drive Train				
Engine	Smartstream G2.0 Atkinson (Nu Improved 2.0 Atkinson)		Smartstream G1.6 T-GDi (Gamma II 1.6 T-GDi)	
Displacement (cc)	1,999 cc		1,598	
Bore x Stroke (mm)	81 x 97		75.6 x 89	
Compression Ratio	12.5		10.0	
Max Power (PS/rpm)	149/6,200		198/6,000	
Max Torque (Nm/rpm)	180/4,500		265/1,600 ~ 4,500	
Transmission	CVT-8-Virtual Speed		7-speed Dual-Clutch Transmission	
Drive System	2 Wheel Drive (Front)		2 Wheel Drive (Front)	
Drive Mode	4 (Normal, Eco, Sport, Smart)		3 (Normal, Eco, Sport)	
Traction Mode	3 (Snow, Mud, Sand)			
Fuel Tank Capacity (Litres)	50			
Fuel Consumption* (Global Data)	6.2 litres/100km			
0 - 100 KM/H Acceleration (seconds)	9.7		7.7	
Suspension				
Front	MacPherson Strut			
Rear	Coupled Torsion Beam Axle			
Brakes				
Front Brake Type	Ventilated Disc 15"		Ventilated Disc 17"	
Rear Brake Type	Solid Disc 15"		Solid Disc 15"	
Wheels & Tyres				
Wheels	Alloy 17"	Alloy 18"		N Line specific 18" Alloy
Tyres	215/55 R17	235/45 R18		
Safety & Security				
Airbag	6 (Driver, Front Passenger & Side)			
ABS, ESC, VSM, EBD, TCS	Equipped			
Hill-Start Assist Control (HAC)	Equipped			
Down Hill Brake Control (DBC)	Equipped			
ISOFIX	2 (Rear Passenger)			
Parking Assist System	Rear only	Front & Rear		
Seat Belt Reminder	1 (Driver Seat Only)		5 (Both Front and Rear Seat)	
Hyundai SmartSense™				
Blind-spot Collision-Avoidance Assist (BCA)	-	Equipped		
Rear Cross Traffic Collision-Avoidance Assist (RCCA)	-	Equipped		
Leading Vehicle Departure Alert (LVDA)	-	Equipped		
Lane Keeping Assist (LKA)	-	Equipped		
Lane Following Assist (LFA)	-	Equipped		
High Beam Assist (HBA)	-	Equipped		
Driver Attention Warning (DAW)	-	Equipped		
Rear Occupant Alert (ROA)	-	Equipped		
Safe Exit Alert (SEA)	-	Equipped		
Forward Collision-Avoidance Asisst (FCA)	-	Vehicle/Pedestrian	Vehicle/Pedestrian/Cyclist	
Smart Cruise Control with Stop & Go (SCC w/ S&G)	Passive Cruise Control		Equipped	
Audio				
Audio System & Connectivity	8" Touchscreen with MP3 playback, AUX-in, USB, Bluetooth, wireless Apple CarPlay®, Android® Auto with Voice Recognition			
Speakers	6 Speakers			
Steering Wheel Audio Control	Equipped			

Type	2.0	2.0 Active	1.6 Turbo	1.6 Turbo N Line
Steering				
Steering Type	Rack & Pinion (C-MDPS)			
Tilt & Telescopic	Standard			
Exterior				
LED Daytime Running Light	Equipped			
Headlamps	Projection Beam (Halogen)	Dual LED (Low & High Projection)		
Tail Lamps	Bulb Combination	LED Combination		
Outside Mirror Electric Control & Folding	Equipped	Equipped (with heating function)		
Foglamps	Rear only	Front & Rear		Rear only
Roof Rack	-	Equipped		
Two-tone Body Colour	-	Equipped		
N Line Bodykit	-			Equipped
Interior				
Parking Brake	Electronic Parking Brake with Auto Hold			
Boot Space (Litres)	374 (VDA)			
Rear Seat Folding System	60 : 40 split back folding			
Sunglass Holder	Equipped			
Power Window	4 Windows, Driver's Side Auto Up and Down with Anti-Pinch			
Supervision Cluster	4.2 inch TFT LCD	10.25 inch TFT LCD		
Air Conditioning System	Single Zone - Manual Control	Single Zone - Full Automatic Climate Control with 3-Step Controllable Auto		
Seats Materials	Fabric	Leather		Leather & Suede with N Line Sports Bucket Seat
Leather Steering Wheel & Gear Knob	-	Leather		N Line
Seats Adjustment	Driver & Front Passenger (Manual)	10-Way Power Adjustable Driver's Seat with lumbar support & Manual adjustment for front passenger		10-Way Power Adjustable Driver's Seat with lumbar support & 8-Way Power Passenger's Seat
Ventilated & Heated Front Seat	-			Equipped
Roof Lining	Grey			Black
Inside Rear View Mirror	Day & Night		Electronic Chromic Mirror (ECM)	
Comfort & Convenience				
USB Port	3 (2 for charging, 1 for connectivity)			
Auto Light Control	Equipped			
Rear-View Camera	Equipped with dynamic parking guide			
Advanced Tyre Pressure Monitoring System	Equipped			
Navigation	Waze/Google Map (Apple CarPlay®/Android® Auto)			
Head-up Display (HUD)	-	Equipped (Combiner Type)		
Auto Wipers	-	Equipped		
Smart Key with Push Start Button	Equipped with Remote Start		Equipped	
Wireless Charging System	-		Equipped with Cooling Function	
Cup Holders	2 Front, 2 Rear		2 Front (with illuminated), 2 Rear	
Idle Stop & Go	-		Equipped	
Paddle Shifter	-		Equipped	

- Specifications, colours, and car shown may differ from those in the brochure and subject to change without prior notice.
- Some of the specifications illustrated may supplied as standard and may be available at extra cost.
- Smartphone connectivity is only applicable to selected models. Please check with your smart phone manufacturer regarding to the compatibility.
- Android® Auto application is only available in certain region.
- Hyundai-Sime Darby Motors reserves the right to change the specifications and equipments without prior notice.
- The colour plates shown may very slightly from the actual colours due to limitations of the printing process.
- Please consult your respective dealers for full information and availability on colours and trims.

Pictures are for illustration purposes only. Actual units may differ. Terms & conditions apply.

Dealer stamp