
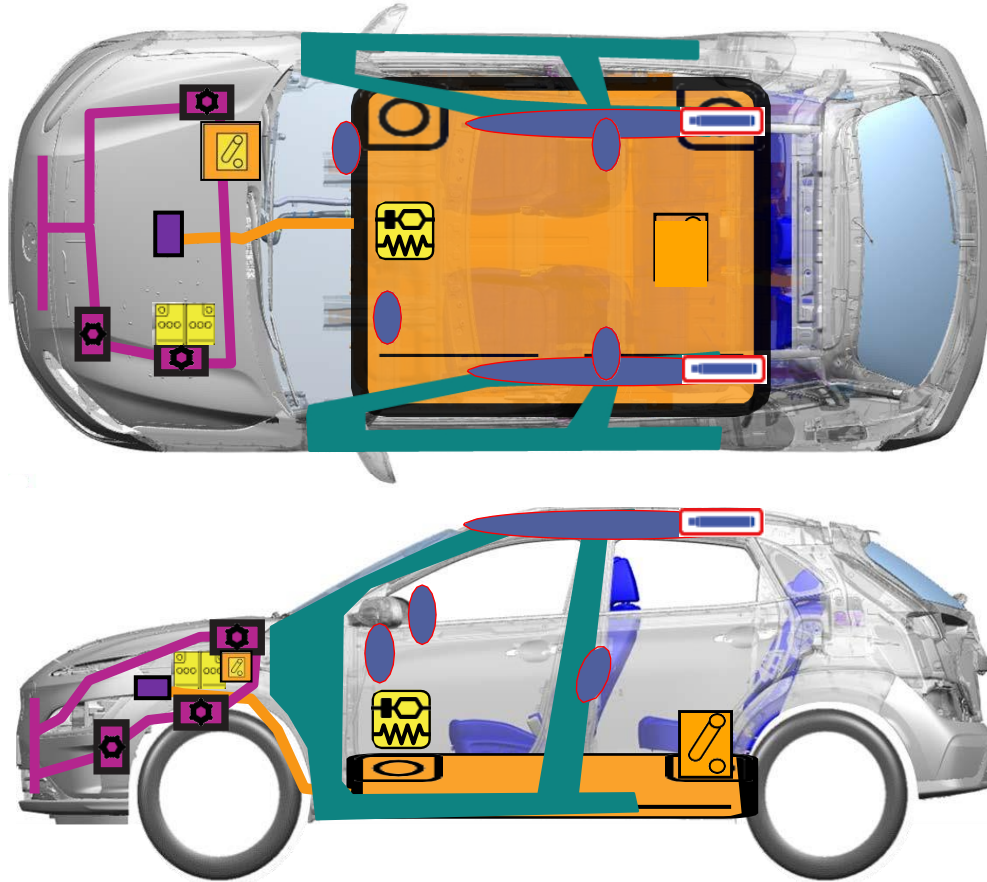















**Vehicle Identification/Recognition**




**Accessing Vehicle**




 Supplemental Restraint System Control Module (SRSCM)	 Airbag	 Airbag Gas Inflators
 High voltage cable	 12V Battery	 Air-conditioning line
 High Voltage Disconnect	 OBC (On – Board Charger)	 Ultra-High Strength Steel
 Low Voltage Disconnect for High Voltage	 Air-conditioning component	 Seat belt pretensioner
 High Voltage Battery		

## Disabling Vehicle

**1**

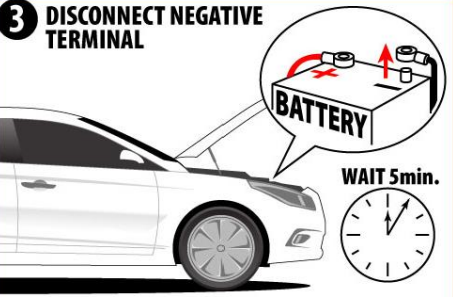


**2**



5m (16.4ft) or more

**3 DISCONNECT NEGATIVE TERMINAL**

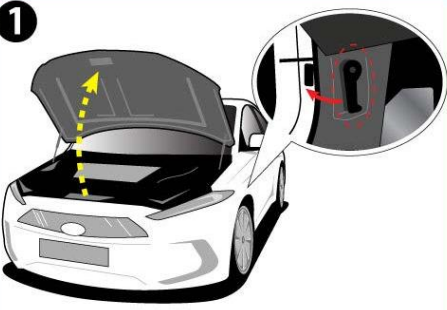


**BATTERY**


WAIT 5min.

**OR**

**1**

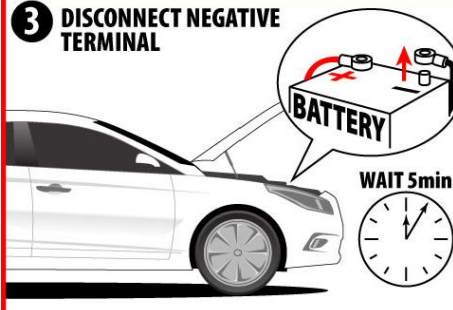


**2**



**PULL OR CUT**

**3 DISCONNECT NEGATIVE TERMINAL**



**BATTERY**

WAIT 5min.

**OR**

**1**



**REMOVE REAR SEAT**

**2**



**3**



**REMOVE SAFETY PLUG**

WAIT 5min.

## Vehicle Towing Information

*Tow the vehicle using a flat bed or using wheel dollies. Never tow the vehicle with the front or rear wheels on the ground*



**For further information, please refer to the Emergency Response Guide (ERG).**